

MINUTES OF MEETING TO APPROVE
PLANS AND SPECIFICATIONS, FORMS OF
CONTRACT AND ESTIMATE OF COST
AND TO CONSIDER BIDS

Nevada, Iowa

March 25, 2024

The City Council of the City of Nevada, Iowa, met on March 25, 2024 at 6:15 p.m., at the Council Chambers, City Hall, Nevada, Iowa, pursuant to published notice.

The Mayor presided and the roll was called showing the following members of the Council present and absent:

Present: _

Absent: _

The Mayor announced that this was the time and place set for hearing on the plans and specifications, forms of contract and estimate of cost for the proposed F Ave & G Ave Street Rehabilitation Project

Upon investigation, it was found that no persons had appeared and filed objections to the proposed plans, specifications, forms of contract and estimate of cost for the F Ave & G Ave Street Rehabilitation Project as follows:

The City Council heard said objectors and evidence for or against the proposed F Ave & G Ave Street Rehabilitation Project; whereupon, the Mayor declared the hearing closed.

Council Member _ introduced the following resolution and moved its adoption, seconded by Council Member _; and after due consideration thereof by the City Council, the Mayor put the question upon the motion and the roll being called, the following named Council Members voted:

Ayes: _

Nays: _

Whereupon, the Mayor declared the said motion duly carried and the resolution adopted as follows:

RESOLUTION NO. 061 (2023/2024)

Resolution finally approving and confirming plans, specifications, forms of contract and estimate of cost for the F Ave & G Ave Street Rehabilitation Project

WHEREAS, the City Council of the City of Nevada, Iowa, has heretofore given preliminary approval to the plans, specifications, form of contract and estimate of cost (the "Contract Documents") for the F Ave & G Ave Street Rehabilitation Project (the "Project"), as described in the notice of hearing on the Contract Documents for the Project; and

WHEREAS, a hearing has been held on the Contract Documents on March 25, 2024;

NOW, THEREFORE, Be It Resolved by the City Council of the City of Nevada, Iowa, as follows:

Section 1. The Contract Documents referred to in the preamble hereof are hereby finally approved, and the prior action of the City Council giving preliminary approval is hereby finally confirmed, and the Project, as provided for in the Contract Documents, is necessary and desirable.

Section 2. All resolutions or parts of resolutions in conflict herewith are hereby repealed to the extent of such conflict.

Passed and approved March 25, 2024.

Brett Barker, Mayor

Attest:

Kerin Wright, City Clerk

PROJECT TRAFFIC CONTROL NOTE
 THIS ROAD WILL BE CLOSED TO TRAFFIC DURING CONSTRUCTION. LOCAL TRAFFIC WILL ACCESS THEIR PROPERTIES OR LOCAL BUSINESSES BY USING ALL TRAFFIC CONTROL DEVICES SHOWN HEREIN. ACCORDANCE WITH THE CURRENT EDITION OF THE MANUAL ON UNIFORM TRAFFIC CONTROL DEVICES (MUTCD) FOR STREETS AND HIGHWAYS AS ADOPTED BY THE IDOT PER CHAPTER 130, AND APPLICABLE SDAS STANDARDS, FOR ADDITIONAL INFORMATION SEE TAB 106-23A IN THE C SHEETS.

PROJECT DESCRIPTION

The project consists of a 3-inch mill and fill HMA overlay & curb replacement of F Ave & G Ave from 6th St to 10th St.

CITY OF NEVADA
F AVE & G AVE STREET REHABILITATION
FROM 6TH ST TO 10TH ST

THE IOWA STATEWIDE URBAN DESIGN AND SPECIFICATIONS (SDUS) PROGRAM URBAN DESIGN AND SPECIFICATIONS SHALL APPLY TO THIS PROJECT AND CONTRACT DOCUMENT SPECIFICATIONS SHALL APPLY TO THIS PROJECT



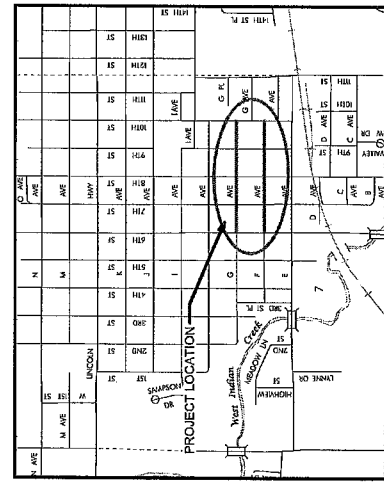
INDEX OF SHEETS

No.	DESCRIPTION
A	Title Sheet
B	Typical Cross Sections and Details
C	Quantities and General Information
D	Mainline Plan Sheets
E	Storm Sewer Tabulation
F	Storm Sewer Plan and Profile Sheets
G	Storm Sewer Details
H	Storm Sewer Manholes
I	Storm Sewer Details
J	Storm Sewer Details
K	Storm Sewer Details
L	Storm Sewer Details
M	Storm Sewer Details
N	Storm Sewer Details
O	Storm Sewer Details
P	Storm Sewer Details
Q	Storm Sewer Details
R	Storm Sewer Details
S	Storm Sewer Details
T	Storm Sewer Details
U	Storm Sewer Details
V	Storm Sewer Details
W	Storm Sewer Details
X	Storm Sewer Details
Y	Storm Sewer Details
Z	Storm Sewer Details

IOWA STATEWIDE URBAN DESIGN AND SPECIFICATION FIGURES & IOWA DOT STANDARD ROAD PLANS

The following Figures shall be considered applicable to construction work on this project.

Figure Number	Date	Title
2010.102	10-21-14	Designation of Roadway Earthwork Items
3010.101 (SW-101)	04-21-09	Trench Bedding and Backfill Zones
3010.102 (SW-102)	04-18-17	Rigid Gravity Pipe Trench Bedding
3010.901	10-21-14	Sewer Pipe Support Over Existing Utility
4020.211 (SW-211)	10-16-12	Special Pipe Connection For Storm Sewer
6010.306 (SW-306)	04-21-15	Chimney Seals for Sanitary Sewer Manholes
6010.401 (SW-401)	04-20-21	Circular Storm Sewer Manhole
6010.501 (SW-501)	04-20-21	Single Grate Intake
6010.601 (SW-601)	04-21-20	Castings for Sanitary Sewer Manholes
6010.601 (SW-602)	04-21-20	Castings for Storm Sewer Manholes
6010.603 (SW-603)	10-16-18	Castings for Grate Intakes
7010.102 (PV-102)	04-19-22	PCC Curb Details
7020.201 (PV-201)	10-19-10	Manhole Boxouts in HMA Pavement and HMA Overlays
7020.901	10-19-22	HMA Pavement
7030.101	10-20-15	Details for Asphalt Paving
7030.201	10-21-15	Concrete Driveway, Type A
7030.204	10-20-15	Classes of Sidewalks
7030.207	10-20-15	General Features of an Accessible Sidewalk
7030.210	10-16-12	Curb Ramp for Class B or C Sidewalk
7030.211	10-16-12	Detectable Warning Placement
9040.102	10-18-16	Filter Barm and Filter Sock



R-22W
LOCATION MAP - PART OF CITY OF NEVADA
(Not to Scale)

UTILITY CONTACT INFORMATION

Utility	Contact	Email	Phone
AMV ALLIANT ENERGY	LORI KEMPER	LOCATE.FL@ALLIANTENERGY.COM	800-295-4268
NETEY METRO FIBERNET, LLC	DAVID KRICE	LOCATE@NETEY.COM	812-213-1200
NEWY NEVADA COMMUNITY SCHOOLS	KATHLEEN WALKER	NEWY@NEVADACOMMUNITYSCHOOLS.ORG	915-362-0677
NEWY NEVADA, CITY OF	KERIN WRIGHT	KWRIGHT@NEWY.NV.GOV	915-362-5466
SDS COMMUNICATION INNOVATORS	JENNIFER COBY	LOCATE@SDS.COM	915-262-7886
STORIAN11 MEDACOM	MOLLEANS SPENCER	SPENCER@MEDACOM.COM	849-862-2487
WINNIX WINDSTREAM COMMUNICATIONS	LEATE DESK	LOCATE@WINNIX.COM	800-289-1901

MILEAGE SUMMARY

#	Location	Lin. Ft.	Miles
G AVE	Sta. 10+83.76 to Sta. 24+49.39	1415.63	0.27
F AVE	Sta. 210+67.34 to Sta. 224+78.06	1410.72	0.27

ROADWAY DESIGN

I hereby certify that this engineering document was prepared by me or under my direct personal supervision and that I am a duly licensed Professional Engineer under the laws of the State of Nevada.

Noah D. Collins
 Registered Professional Engineer
 License No. 28594
 Date: 2/22/2024

My license renewal date is December 31, 2025.

Pages or sheets covered by this seal: A.1, B.1, B.2, C.1, C.2, D.1, D.2, E.1, E.2, F.1, F.2, G.1, G.2, H.1, H.2, I.1, I.2, J.1, J.2, K.1, K.2, L.1, L.2, M.1, M.2, N.1, N.2, O.1, O.2, P.1, P.2, Q.1, Q.2, R.1, R.2, S.1, S.2, T.1, T.2, U.1, U.2, V.1, V.2, W.1, W.2, X.1, X.2, Y.1, Y.2, Z.1, Z.2.

ESTIMATED PROJECT QUANTITIES AND ESTIMATE REFERENCE INFORMATION

The Statewide Urban Design and Specifications (SUDAS) Standard Specifications for Public Improvements and Contract Document Specifications shall apply to construction work on this project. Except as noted, for each bid item, the item code is referencing the section of the current SUDAS specifications for which the item is based. Refer to SUDAS figures referencing applicable SUDAS section.

Item No.		Item Code	Item	Unit	BID QUANTITY	AS-BUILT QUANTITY
Estimate Reference Information						
BASE BID						
Division 2			Earthwork			
	2.01	2010-F-1	Excavation, Class 10	CY	840.4	
	2.02	2010-I-1	Subgrade Treatment, Geogrid	SY	445.1	
	2.03	2010-J-1	Subbase, Modified, 6"	CY	517.2	
Division 4			Sewers and Drains			
	4.01	4020-A-1	Storm Sewer, Trenched, RCP, 15"	LF	46.0	
	4.02	4020-D-1	Removal of Storm Sewer, RCP, 12"	LF	46.0	
Division 5			Water Main and Appurtenances			
	5.01	5020-I-999	Valve Box	EA	1.0	

ESTIMATED PROJECT QUANTITIES AND ESTIMATE REFERENCE INFORMATION

The Statewide Urban Design and Specifications (SUDAS) Standard Specifications for Public Improvements and Contract Document Specifications shall apply to construction work on this project. Except as noted, for each bid item, the item code is referencing the section of the current SUDAS specifications for which the item is based. Refer to SUDAS figures referencing applicable SUDAS section.

Item No.		Item Code	Item	Estimate Reference Information		
Division 6			Structures for Sanitary and Storm Sewers	Unit	BID QUANTITY	AS-BUILT QUANTITY
6.01	6010-A-1		Manhole, SW-301, 48"	EA	1.0	
6.01	6010-A-1		Manhole, SW-401, 48"	EA	2.0	
6.02	6010-B-1		Intake, SW-501, 48"	EA	3.0	
6.03	6010-A-1		Manhole Adjustment Minor	EA	1.0	
6.04	6010-H-1		Remove Manhole	EA	4.0	
6.05	6010-H-2		Remove Intake	EA	3.0	
Division 7			Streets and Related Works			
7.01	7010-E-1		Curb and Gutter, 2.5', 6"	LF	4986.9	
7.02	7021-B-1		Asphalt Overlay, 1.5", Surface, 1/2", 58-285, LT	SY	7573.3	
7.03	7021-B-1		Asphalt Overlay, 15", Intermediate, 1/2", 58-285, LT	SY	7573.3	
7.04	7021-999		Asphalt Trench Fill, 1/2", 58-285, LT	LF	4986.9	
7.05	7030-A-1		Removal of Sidewalk	SY	153.5	

ESTIMATED PROJECT QUANTITIES AND ESTIMATE REFERENCE INFORMATION

The Statewide Urban Design and Specifications (SUDAS) Standard Specifications for Public Improvements and Contract Document Specifications shall apply to construction work on this project. Except as noted, for each bid item, the item code is referencing the section of the current SUDAS specifications for which the item is based. Refer to SUDAS figures referencing applicable SUDAS sections.

Item No.		Item Code	Item	Estimate Reference Information		
Item No.	Item Code	Item	Unit	BID QUANTITY	AS-BUILT QUANTITY	
7.06	7030-A-3	Removal of Driveway	SY	297.8		See Tab 110-8 Unit price includes, but is not limited to, sawing, hauling, and disposal of materials removed. Measurement will be in square yards for the area of driveway removed. Payment will be at the unit price per square yard for the area of driveway removal.
7.07	7030-E-1	Sidewalk, PCC, 4"	SY	14.1		See Tab 113-1. The contractor shall provide a certified plant inspection. Unit price includes, but is not limited to, minor grade adjustments at driveways and other intersections, subgrade preparation, formwork, additional thickness at thickened edges, jointing, sampling, slope and smoothness testing and correction, and testing. Each thickness of PCC sidewalk will be measured in square yards. The area of manholes, intakes, or other fixtures in the pavement will not be deducted from the measured pavement area. Payment will be at the unit price per square yard for each thickness of PCC sidewalk.
7.08	7030-E-1	Sidewalk, PCC, 6"	SY	139.1		Unit price includes, but is not limited to, steel bar supports and manufactured detectable warning panels. Measurement will be in square feet for the area of detectable warnings installed. Paved area beneath detectable warnings will be measured with sidewalk or shared use path item. Payment will be at the unit price per square foot for the area of detectable warnings installed.
7.09	7030-G-1	Detectable Warnings	SF	144.0		See Tab 102-3. Unit price includes, but is not limited to, excavation, subgrade preparation, jointing, sampling, and testing. Each type and thickness will be measured in square yards. The area of manholes, intakes, or other fixtures in the pavement will not be deducted from the measured pavement area. Payment will be at the unit price for each type and thickness of driveway.
7.10	7030-H-1	Driveway, Paved, Type A, 6"	SY	587.7		This item is for use when locations of unsuitable pavement to overlay are found when milling. This item is also for the small widening of necking areas near intersections. The contractor shall provide a certified plant inspection. The quantity is estimated to be 10% of the overlay area. Full depth milling is an acceptable method for removal of material. Unit price includes, but is not limited to, sawing, removing, and disposing of existing pavement and reinforcing; restoring the subgrade; furnishing and installing tie bars and dowel bars; furnishing and placing the patch material, including the asphalt binder and tack coat; forming and constructing integral curb, surface curing and pavement protection; joint sawing and filling; and placing backfill and restoring disturbed surfaces. Measurement will be in square yards for each type and thickness of full depth patch. Patches less than 2 square yards in area will be considered 2 square yards. Payment will be made at the unit price per square yard for each type and thickness of full depth patch.
7.11	7040-A-1	Full Depth Patches, HMA, 7"	SY	757.3		See Tab 110-25. It is expected to encounter HMA and PCC pavement. Cross slope correction is necessary on the project. Unit price includes, but is not limited to, milling pavement; furnishing water, and salvaging, stockpiling, and removing cuttings and debris. Measurement will be in square yards for the area of milling. Payment will be made at the unit price per square yard of milling.
7.12	7040-G	Milling	SY	7573.3		See Tab 110-4. Unit price includes, but is not limited to, sawing, breaking, removing, and disposing of existing curb and gutter. The unit price also includes HMA pavement removal required to place curb and gutter unit. Measurement will be in linear feet measured along the back of curb. Payment will be made at the unit price per linear foot of curb and gutter removed.
7.13	7040-I-1	Curb and Gutter Removal	LF	4986.9		Refer to Tab 108-23A for more information. Lump sum price includes, but is not limited to, installation, maintenance, and removal of temporary traffic control; total roadway closures; removal and reinstallation or covering of permanent traffic control devices that conflict with the temporary traffic control plan; monitoring and documenting traffic control conditions; and flaggers. When required in the contract documents, the following are also included in traffic control unless a separate bid item is provided: portable dynamic message signs, temporary barrier rail, temporary flood lighting, and pilot cars. Lump sum item; no measurement will be made.
Division 8						
8.01 8030-A-1						
Temporary Traffic Control						

ESTIMATED PROJECT QUANTITIES AND ESTIMATE REFERENCE INFORMATION

The Statewide Urban Design and Specifications (SUDAS) Standard Specifications for Public Improvements and Contract Document Specifications shall apply to construction work on this project. Except as noted, for each bid item, the item code is referencing the section of the current SUDAS specifications for which the item is based. Refer to SUDAS figures referencing applicable SUDAS section.

Item No.		Item Code	Item	Estimate Reference Information		
Division 9			Site Work and Landscaping	Unit	BID QUANTITY	AS-BUILT QUANTITY
9.03	9010-B-1		Hydraulic Seeding, Seeding, Fertilizing, and Mulching, Type 1	AC	0.23	
9.02	9040-T-1		Inlet Protection Device, Filter Sock	EA	4.0	
9.03	9040-T-2		Inlet Protection Device, Maintenance	EA	4.0	
Division 11			Miscellaneous			
11.01	11,010-A		Construction Survey	LS	1.0	
11.02	11,020-A		Mobilization	LS	1.0	
11.03	11,050-A		Concrete Washout	LS	1.0	

109-11-09
10-10-09

PROJECT DESCRIPTION

The project consists of a 3-inch mill and fill PMA overlay & curb replacement of F Ave & G Ave from 8th St to 10th St.

232-3B
10-19-21

EROSION CONTROL (URBAN SEEDING)

Area to be seeded is estimated to be less than 1 acre. If the Contractor determines that the area is less than 1 acre, the Engineer, approved quantity in excess of 2 acres will be paid for as extra work according to Article 1109.03.8 of the Standard Specifications.

Following the completion of work in a disturbed area and according to the seeding dates in Section 200, Standard Specifications, place seed, fertilizer, and mulch on the disturbed area as follows:

Place seed and fertilizer according to the requirements of Article 200.09, C.4 and Section 4109 of the Standard Specifications.

Place mulch according to the requirements of Articles 200.09.02.A and 4109.07.A of the Standard Specifications.

Preparing the seedbed, furnishing and applying seed fertilizer, and mulch are incidental to mobilization and will not be paid for separately.

281-1
10-18-16

GENERAL NOTES

- The Standard Specifications for Signs and Specifications (SDAS) Standard Specifications for Public Works shall apply to construction work on this project. Except as noted, for each bid item, the item code is referencing the section of the current SDAS specifications for which the item is based. Refer to SDAS figures referencing applicable SDAS sections.
- Construction within city limits shall only be permitted between the hours of 7:00 am and 6:00 pm.
- All salvaged hydrants, manhole frames, curb stop boxes and roads, water main boxes, fire hydrants, valves, and appurtenances the Contractor shall coordinate with City staff to remove.
- Protect all signs and sign posts. Damaged posts and signs shall be the Contractor's responsibility to replace. If a sign or post is damaged, the Contractor shall be required for City staff to remove sign and post.
- Coordinate with USPS and residents for setting up temporary mail service.
- Coordinate with garbage service providers and residents to ensure trash collection is available throughout construction.
- All title lines that are damaged during construction will be repaired by the Contractor and is the Contractor's responsibility to coordinate with the City for the location, material, type and depth on all titles that are encountered on project.
- Contractor to provide shape files, surveyed with GPS coordinates and as-builts in CAD for all new improvements with hydrants, hydrants, curb stops, manholes, intakes, main valve boxes, water main connections to existing pipes etc.
- Prior to mobilizing off site, the Contractor shall notify the City to request final inspection.
- The Contractor shall procure all necessary permits and licenses to complete the construction.
- The Contractor is responsible for site safety and complying with all current and future federal and state OSHA requirements. Work shall be completed within the limits of construction.
- The limits of construction are within the City right of way. The Contractor shall continuously maintain adequate protection of all its work from damage and shall protect the City's and adjacent property or loss in connection with the work. The Contractor shall repair or restore such damage, injury or loss to City or private property.
- The Contractor shall notify the City at least two weeks prior to beginning construction.
- The Prime Contractor shall be responsible for the coordination of work among all suppliers and subcontractors involved in the project, including staging of construction details.
- The City will not provide a staging area for equipment and materials.
- Resetting distributed property pins are the responsibility of Contractor to reset.
- Contractor shall provide a certified plant inspection for all PCC and PMA items.

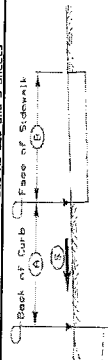
113-1
04-16-16

INDEX OF TABULATIONS

Tabulation	Tabulation Title	Sheet No.
C Sheets	PROJECT DESCRIPTION	C.5
109-11-09	PMA PAVEMENT	C.5
109-11-09	ACCESS POINTS AND SAFETY RAMPS	C.6
109-11-09	TRAFFIC CONTROL PLAN	C.6
109-11-09	ADJUSTMENT OF SANITARY FIXTURES	C.7
109-11-09	SEWER MAIN REMOVAL	C.7
110-9	REMOVAL OF CONCRETE DRESVES	C.6
111-25	INDEX OF TABULATIONS	C.6
111-1	SIDEWALKS	C.3
111-5.3	GENERAL NOTES	C.5

SIDEWALKS

See MI-220 and S Sheets



Intersection/Road	Quadrant/Side	Length	A	B	S	4" PCC Sidewalk SY	6" PCC Sidewalk SY	8" PCC Sidewalk SY	18" PCC Sidewalk SY	Detectable Markings SF	Remarks
G AVE/7TH ST	SW	3.8				3.8	4.6	4.6	8	10	
G AVE/7TH ST	SE	1.8				1.8	10.6	10.6	8	8	
G AVE/10TH ST	SW	1.8				1.8	9.0	9.0	8	8	
G AVE/10TH ST	SE	3.3				3.3	9.4	9.4	8	8	
F AVE/7TH ST	SW	1.8				1.8	4.6	4.6	8	8	
F AVE/7TH ST	SE	1.8				1.8	7.9	7.9	8	8	
F AVE/9TH ST	SW	1.8				1.8	4.6	4.6	8	8	
F AVE/9TH ST	SE	1.8				1.8	7.1	7.1	8	8	
F AVE/9TH ST	SW	1.8				1.8	10.3	10.3	8	8	
F AVE/10TH ST	SW	4.1				4.1	4.6	4.6	8	8	
F AVE/10TH ST	SE	4.1				4.1	4.6	4.6	8	8	
TOTALS		34.1				34.1	139.1	139.1	344	344	

ACCESS POINTS AND SAFETY RAMPS

182-3
18-16-18

REMOVAL OF CONCRETE DRIVES

118-28
04-17-18

Location Station	Type	Length of Opening		Pipe Culvert			Aprons		Driveway Surface Area		Remarks
		Case	3" Dropped Curb	Size	Length	Lt.	Rt.	PCC	Surfing Material		
	A, B, C, Safety Ramp, on Predictable*	1. OF 2.	LF	H	IN	FT	FT	NO.	SV	TON	
11-85-37	C	2	18.5	17.0							
12-86-76	C	2	23.0	17.0							
12-86-78	C	2	25.0	17.4							
12-87-28	C	2	100.0	108.0							
13-75-00	C	2	18.5	8.3							
14-02-02	C	2	12.9	8.0							
15-81-34	C	2	17.5	11.6							
15-87-64	C	2	35.0	23.0							
16-43-00	C	2	16.6	10.6							
18-44-33	C	2	34.6	8.8							
18-79-81	C	2	34.8	28.9							
19-48-77	C	2	25.2	11.5							
19-48-78	C	2	25.7	13.7							
20-25-21	C	2	28.0	13.9							
22-72-25	C	2	20.2	14.0							
23-13-34	C	2	15.9	5.9							
21-44-55	C	2	17.0	12.2							
21-44-78	C	2	22.0	12.2							
21-48-09	C	2	21.7	15.7							
21-48-69	C	2	21.7	15.7							
21-48-89	C	2	44.5	38.3							
21-46-48	C	2	16.3	10.0							
21-47-83	C	2	16.3	10.0							
21-47-89	C	2	36.0	24.0							
21-47-87	C	2	28.0	28.0							
21-48-69	C	2	21.4	14.4							
21-48-71	C	2	31.0	31.0							
21-48-72	C	2	35.0	31.5							
21-49-55	C	2	23.3	17.3							
22-13-00	C	2	35.0	21.5							
22-24-57	C	2	43.7	35.7							
22-42-56	C	2	38.7	12.7							
22-42-58	C	2	31.0	11.8							
22-42-63	C	2	34.0	24.1							
22-42-65	C	2									
22-42-66	C	2									
22-42-67	C	2									
22-42-68	C	2									
22-42-69	C	2									
22-42-70	C	2									
22-42-71	C	2									
22-42-72	C	2									
22-42-73	C	2									
22-42-74	C	2									
22-42-75	C	2									
22-42-76	C	2									
22-42-77	C	2									
22-42-78	C	2									
22-42-79	C	2									
22-42-80	C	2									
22-42-81	C	2									
22-42-82	C	2									
22-42-83	C	2									
22-42-84	C	2									
22-42-85	C	2									
22-42-86	C	2									
22-42-87	C	2									
22-42-88	C	2									
22-42-89	C	2									
22-42-90	C	2									
22-42-91	C	2									
22-42-92	C	2									
22-42-93	C	2									
22-42-94	C	2									
22-42-95	C	2									
22-42-96	C	2									
22-42-97	C	2									
22-42-98	C	2									
22-42-99	C	2									
22-43-00	C	2									
TOTAL									397.7		

SIDEWALK REMOVAL

118-5
18-28-15

* Not a bid item

Begin Station	End Station	Area	Saw Cut*	Remarks
		SV	LF	
13-85-00	13-85-00	31.4		G AVE & 7TH ST
24-75-00	24-75-00	26.0		G AVE & 18TH ST
21-75-00	21-75-00	30.3		F AVE & 7TH ST
22-43-00	22-43-00	36.0		F AVE & 5TH ST
22-43-00	22-43-00	9.7		F AVE & 18TH ST
TOTAL		153.5		


TRAFFIC CONTROL PLAN

188-23A
08-04-08

1. THE CONSTRUCTION ZONE SHALL BE LIMITED TO THE RIGHT-OF-WAY. NO EQUIPMENT, MATERIAL, OR PERSONNEL WILL BE ALLOWED ON PRIVATE PROPERTY.
2. CONTRACTOR SHALL PROVIDE A CONTACT PERSON AVAILABLE 24 HOURS, 7 DAYS PER WEEK TO MAINTAIN PROPER TRAFFIC CONTROL.
3. CONTRACTOR SHALL GIVE NOTICE TO THE CITY 2 WEEKS IN ADVANCE OF CLOSURES AND COMMENCEMENT OF ANY WORK.
4. ALL TRAFFIC CONTROL SHALL BE IN ACCORDANCE WITH THE CURRENT EDITION OF THE MANUAL ON UNIFORM TRAFFIC CONTROL DEVICES (MUTCD) FOR STREETS AND HIGHWAYS AS ADOPTED BY THE IDOT PER 761 OF THE IDOM ADMINISTRATIVE CODE (IAC), CHAPTER 139, AND APPLICABLE SIGNS STANDARDS.
5. ALL SIGN WORKING SHALL COMPLY WITH CHAPTER 6 OF THE CURRENT EDITION OF SAID MUTCD.
6. CONTRACTOR SHALL COORDINATE WITH OTHER PROJECTS THAT MAY BE SCHEDULED FOR THE SURROUNDING AREA.
7. CONTRACTOR SHALL PROVIDE SEPARATION BARRIER BETWEEN CONSTRUCTION OPERATIONS/ TRAFFIC AND PEDESTRIAN FACILITIES LEFT OPEN DURING CONSTRUCTION.
8. THE LOCATION OF STORAGE EQUIPMENT BY THE CONTRACTOR DURING NON-WORKING HOURS SHALL BE AS APPROVED BY THE CITY.
9. STAGGERED TYPE 3 BARRICADES SHALL BE PROVIDED AT ALL ADJOINING ROADWAYS TO THE PROJECT.

SPECIFICATIONS AND CONTRACT DOCUMENTS FOR F AVE & G AVE STREET REHABILITATION

NEVADA, IOWA
2024

	<p>I hereby certify that this engineering document was prepared by me or under my direct personal supervision and that I am a duly licensed Professional Engineer under the laws of the State of Iowa.</p>
	<p><u>Noah Collins</u> <u>2/22/2024</u> Noah Collins, P.E. Date</p>
	<p>License number <u>P28589</u></p>
	<p>My license renewal date is December 31, 2025.</p>
	<p>Pages or sheets covered by this seal: <u>ALL PAGES</u> _____ _____</p>

whks

engineers + planners + land surveyors

TABLE OF CONTENTS

	<u>Page</u>
TITLE SHEET	1
TABLE OF CONTENTS	1
NOTICE TO BIDDERS AND NOTICE OF PUBLIC HEARING	1-4
INFORMATION FOR BIDDERS	1-5
TITLE VI APPENDICES A & E	1-4
PROPOSAL FORM	1-3
BIDDER STATUS FORMS	1-2
CONTRACT	1
PERFORMANCE AND MAINTENANCE BOND	1-2
PAYMENT BOND	1-2
GENERAL CONDITIONS	1-27
DIVISION 1 – SPECIAL PROVISIONS	1-6

**SECTION 004200
PROPOSAL FORM**

Proposal of _____
(Name of Bidder)

of _____
(City) (State)

To construct F AVE & G AVE STREET REHABILITATION

To: The City Council
Nevada, Iowa

(I) (We) hereby certify that (I am) (we are) the only person or persons interested in this proposal as principals; that an examination has been made of the plans, specifications and contract forms, including the supplemental requirements contained herein, and of the site of the work; (I) (we) understand that all quantities of work are to be performed at the unit prices or lump sums stipulated herein; (I) (we) propose to furnish all necessary machinery, equipment, tools, labor, and other means of construction and to furnish all materials specified, in the manner and the time prescribed, and to do the work at the prices herein set out.

To do the work in accordance with the Plans, Special Provisions and Technical Specifications.

To do all "extra work" which may be required to complete the work contemplated at unit prices or lump sums to be agreed upon in writing prior to starting such work.

As evidence of good faith in submitting this Proposal, the undersigned encloses a bid security as required by the Notice, which, in case he/she refuses or fails to accept an award and to enter into a contract and file the required bonds within the prescribed time, shall be forfeited to the Owner, as liquidated damages.

The undersigned agrees to execute the Standard Form of Contract upon written notice of acceptance of the bid as accepted and give bond with good and sufficient surety or sureties and in the required amounts within ten (10) days after the prescribed forms are presented for signature or forfeit the bid security furnished herewith.

The undersigned understands that the breakdown of proposal items into various categories of work is for the convenience of the Owner. The undersigned agrees to begin work within ten (10) days after "Notice to Proceed" is issued and to complete the same within the contract period shown below:

Beginning Date
10 days after Notice to Proceed

Completion Date
12-04-2024

Any Contractor who proposes any alteration of the plans in any respect from that shown shall submit such proposal to the Engineer for approval at least ten days prior to the letting date.

Item	Description	Unit	Quantity	Unit Price	Total
Base Bid					
2.01	Excavation, Class 10	CY	840.4	\$	\$
2.02	Subgrade Treatment, Geogrid	SY	445.1	\$	\$
2.03	Subbase, Modified, 6"	CY	517.2	\$	\$
4.01	Storm Sewer, Trenched, RCP, 15"	LF	46.0	\$	\$
4.02	Removal of Storm Sewer, RCP, 12"	LF	46.0	\$	\$
5.01	Valve Box	EA	1.0	\$	\$
6.01	Manhole, SW-301, 48"	EA	1.0	\$	\$
6.01	Manhole, SW-401, 48"	EA	2.0	\$	\$
6.02	Intake, SW-501, 48"	EA	3.0	\$	\$
6.03	Manhole Adjustment Minor	EA	1.0	\$	\$
6.04	Remove Manhole	EA	4.0	\$	\$
6.05	Remove Intake	EA	3.0	\$	\$
7.01	Curb and Gutter, 2.5', 7"	LF	4986.9	\$	\$
7.02	Asphalt Overlay, 1.5", Surface, 1/2", 58-28S, LT	SY	7573.3	\$	\$
7.03	Asphalt Overlay, 15", Intermediate, 1/2", 58-28S, LT	SY	7573.3	\$	\$
7.04	Asphalt Trench Fill, 1/2", 58-28S, LT	LF	4986.9	\$	\$
7.05	Removal of Sidewalk	SY	153.5	\$	\$
7.06	Removal of Driveway	SY	297.8	\$	\$
7.07	Sidewalk, PCC, 4"	SY	14.1	\$	\$
7.08	Sidewalk, PCC, 6"	SY	139.1	\$	\$
7.09	Detectable Warnings	SF	144.0	\$	\$
7.10	Driveway, Paved, Type A, 6"	SY	587.7	\$	\$
7.11	Full Depth Patches, HMA, 7"	SY	757.3	\$	\$
7.12	Milling	SY	7573.3	\$	\$
7.13	Curb and Gutter Removal	LF	4986.9	\$	\$
8.01	Temporary Traffic Control	LS	1.0	\$	\$
9.01	Hydraulic Seeding, Seeding, Fertilizing, and Mulching, Type 1	AC	0.23	\$	\$
9.02	Inlet Protection Device, Filter Sock	EA	4.0	\$	\$
9.03	Inlet Protection Device, Maintenance	EA	4.0	\$	\$
11.01	Construction Survey	LS	1.0	\$	\$
11.02	Mobilization	LS	1.0	\$	\$
11.03	Concrete Washout	LS	1.0	\$	\$
Base Bid Subtotal					\$

The undersigned has completed the attached Bidder Status Form from the Iowa Department of Labor regarding the Contractor's resident status within the State of Iowa. Failure to submit a fully completed Bidder Status Form with the bid may result in the bid being deemed nonresponsive and rejected.

The right is reserved, as the interest of the Owner, may require, to reject all bids, any unresponsive bid and to waive technicalities in bids received.

The receipt of the following addenda is hereby acknowledged:

Addendum No.	Dated
_____	_____
_____	_____
_____	_____

The Contractor understands that this Proposal is binding upon him/her for a period of thirty (30) days from and after the opening of all bids for this proposed construction.

Dated this _____ day of _____, 2024.

Company Name

Company Owner/Officer Printed Name

Company Owner/Officer Signature

Address _____

E-mail _____

END OF SECTION

**SECTION 005000
CONTRACT**

This contract, made as of the ____ day of _____, 2024, by and between the City of Nevada, Iowa, hereinafter called the Owner, and _____, hereinafter called the Contractor.

WITNESSETH:

That whereas the Owner intends to have constructed F AVE & G AVE STREET REHABILITATION hereinafter called the Project, in accordance with the Plans, Specifications, Addenda and other Contract Documents prepared by WHKS & Co., Consulting Engineers and Planners, AMES, IOWA

Now, therefore, the Owner and Contractor for the considerations hereinafter set forth, agree as follows:

The Contractor agrees to furnish all the necessary labor, materials, equipment, tools and services necessary to perform and complete in an acceptable manner all work required for the construction of the Project, in strict compliance with the Contract Documents.

The Owner agrees to pay and the Contractor agrees to accept, in full payment for the performance of this contract, the contract amount of: _____ Dollars and _____/100 (\$ _____) in accordance with the provisions of the Contract Documents.

This Contract and all of the covenants hereof shall insure to the benefit of and be binding upon the Owner and the Contractor respectively and his/her partners, successors, assigns and legal representatives. Neither the Owner nor the Contractor shall have the right to assign, transfer or sublet his interest or obligations hereunder without written consent of the other party.

IN WITNESS WHEREOF, the parties have made and executed this contract the day and year first written.

Contractor Signature

Printed Name

City State

City of Nevada

Owner

ATTEST:

Mayor Signature

City Representative Signature City State

END OF SECTION

The Mayor announced that bids for the construction of the F Ave & G Ave Street Rehabilitation Project had been received before 2:00 p.m., on March 18, 2024, in the office of the City Clerk, City Hall, Nevada, Iowa, and that on the same day, at the same time, at the same place, such bids had been opened and read, and that this was the time and place set for the consideration of such bids.

Thereupon, the results of the bidding were reported, and WHKS (the "Project Engineers") made their recommendations thereon to the City Council. The bids received for the construction of the F Ave & G Ave Street Rehabilitation Project are as follows:

<u>Name and Address of Bidder</u>	<u>Amount of Bid</u>
Manatts Inc. 2120 E. 13th Street Ames, Iowa 50010	\$732,590.10
InRoads LLC 4761 NE 20th Lane Des Moines, Iowa 50313	\$692,338.61
Caster Construction LLC 1515 Ave O Fort Dodge, Iowa 50501	\$718,792.21

See Attached Bid Tab for Details

It was moved by Council Member _ and seconded by Council Member _ that this meeting be adjourned to _, 2024, at 6 o'clock p.m., at the City Hall, Nevada, Iowa, at which time and place the City Council will meet to further consider such proposals.

The Mayor put the question on the motion and the roll being called, the following named Council Members voted:

Ayes: _

Nays: _

Whereupon, the Mayor declared the said motion duly carried and the meeting was adjourned to the said time and place.

Brett Barker, Mayor

Attest:

Kerin Wright, City Clerk



PROJECT: F and G Avenue Street Rehabilitation
 Nevada, Iowa
 LOCATION OF PROJECT: 5942
 WHKS PROJECT #: 18-2024, 2:00 P.M.
 PREPARED BY: WHKS & Co.



Item No.	Item	Unit	Quantity	Engineer's Opinion		InRoads		Castor Construction, LLC		Manatts, Inc.	
				Unit Price	Ext. Price	Unit Price	Ext. Price	Unit Price	Ext. Price	Unit Price	Ext. Price
Division 2 Earthwork											
2.01	Excavation, Class 10	CY	840.40	\$13.00	\$10,925.20	\$51.00	\$42,860.40	\$18.90	\$15,883.56	\$55.50	\$46,642.20
2.02	Subgrade Treatment, Geogrid	SY	445.10	\$4.00	\$1,780.40	\$2.50	\$1,112.75	\$5.25	\$2,336.78	\$5.25	\$2,336.78
2.03	Subbase, Modified, 6"	CY	517.20	\$14.00	\$7,240.80	\$27.00	\$13,964.40	\$15.75	\$8,145.90	\$85.25	\$44,091.30
Division 4 Sewers and Drains											
4.01	Storm Sewer, Trenched, RCP, 15"	LF	46.00	\$95.00	\$4,370.00	\$103.00	\$4,738.00	\$120.75	\$5,554.50	\$96.60	\$4,443.60
4.02	Removal of Storm Sewer, RCP, 12"	LF	46.00	\$20.00	\$920.00	\$13.00	\$598.00	\$26.25	\$1,207.50	\$21.00	\$966.00
Division 5 Water Main and Appurtenances											
5.01	Valve Box	EA	1	\$500.00	\$500.00	\$1,500.00	\$1,500.00	\$1,050.00	\$1,050.00	\$840.00	\$840.00
Division 6 Structures for Sanitary and Storm Sewers											
6.01	Manhole, SW-301, 48"	EA	1.00	\$10,000.00	\$10,000.00	\$8,940.00	\$8,940.00	\$8,505.00	\$8,505.00	\$9,847.00	\$9,847.00
6.01	Manhole, SW-401, 48"	EA	2.00	\$6,000.00	\$12,000.00	\$8,560.00	\$17,100.00	\$9,975.00	\$19,950.00	\$8,600.00	\$17,200.00
6.02	Intake, SW-501, 48"	EA	3.00	\$5,000.00	\$15,000.00	\$4,980.00	\$14,940.00	\$8,242.50	\$24,727.50	\$4,780.50	\$14,341.50
6.03	Manhole Adjustment Minor	EA	1.00	\$1,500.00	\$1,500.00	\$2,200.00	\$2,200.00	\$2,200.00	\$2,200.00	\$2,200.00	\$2,200.00
6.04	Remove Manhole	EA	4.00	\$1,000.00	\$4,000.00	\$1,100.00	\$4,400.00	\$735.00	\$2,940.00	\$840.00	\$3,360.00
6.05	Remove Intake	EA	3.00	\$700.00	\$2,100.00	\$550.00	\$1,650.00	\$630.00	\$1,890.00	\$840.00	\$2,520.00
Division 7 Streets and Related Works											
7.01	Curb and Gutter, 2.5', 6"	LF	4,986.90	\$38.00	\$189,502.20	\$30.00	\$149,607.00	\$29.20	\$145,617.48	\$36.00	\$179,528.40
7.02	Asphalt Overlay, 1.5", Surface, 1/2", 58-28S, LT	SY	7,573.30	\$15.00	\$113,599.50	\$9.80	\$74,218.34	\$10.29	\$77,929.26	\$10.00	\$75,733.00
7.03	Asphalt Overlay, 1.5", Intermediate, 1/2", 58-28S, LT	SY	7,573.30	\$15.00	\$113,599.50	\$9.80	\$74,218.34	\$10.29	\$77,929.26	\$10.00	\$75,733.00
7.04	Asphalt Trench Fill, 1/2", 58-28S, LT	LF	4,986.90	\$10.00	\$49,869.00	\$4.50	\$22,441.05	\$4.73	\$23,588.04	\$6.25	\$31,168.13
7.05	Removal of Sidewalk	SY	153.50	\$12.00	\$1,842.00	\$16.80	\$2,578.80	\$18.38	\$2,821.33	\$12.50	\$1,918.75
7.06	Removal of Driveway	SY	297.80	\$12.00	\$3,573.60	\$8.50	\$2,531.30	\$15.75	\$4,690.35	\$13.75	\$4,094.75
7.07	Sidewalk, PCC, 4"	SY	14.10	\$30.00	\$423.00	\$132.51	\$1,868.39	\$132.51	\$1,868.39	\$73.50	\$1,036.35
7.08	Sidewalk, PCC, 6"	SY	139.10	\$85.00	\$11,823.50	\$81.40	\$11,322.74	\$81.40	\$11,322.74	\$71.40	\$9,931.74
7.09	Detectable Warnings	SF	144.00	\$40.00	\$5,760.00	\$66.00	\$9,504.00	\$50.00	\$7,200.00	\$57.75	\$8,316.00
7.10	Driveway, Paved, Type A, 6"	SY	587.70	\$75.00	\$44,077.50	\$50.00	\$29,385.00	\$78.00	\$45,840.60	\$68.25	\$40,110.53
7.11	Full Depth Patches, HMA, 7"	SY	757.30	\$80.00	\$60,584.00	\$75.00	\$56,797.50	\$94.50	\$71,564.85	\$55.00	\$41,651.50
7.12	Milling	SY	7,573.30	\$5.00	\$37,866.50	\$4.00	\$30,293.20	\$4.73	\$35,821.71	\$4.50	\$34,079.85
7.13	Curb and Gutter Removal	LF	4,986.90	\$14.00	\$69,816.60	\$8.00	\$39,895.20	\$5.25	\$26,181.23	\$5.00	\$24,934.50
Division 8 Traffic Control											
8.01	Temporary Traffic Control	LS	1.00	\$10,000.00	\$10,000.00	\$10,250.00	\$10,250.00	\$10,000.00	\$10,000.00	\$13,000.00	\$13,000.00
Division 9 Site Work and Landscaping											
9.01	Hydraulic Seeding, Seeding, Fertilizing, and Mulching, Type 1	AC	0.23	\$1,500.00	\$345.00	\$15,000.00	\$3,450.00	\$18,375.00	\$4,226.25	\$14,114.00	\$3,246.22
9.02	Inlet Protection Device, Filter Sock	EA	4.00	\$85.00	\$340.00	\$200.00	\$800.00	\$210.00	\$840.00	\$141.75	\$567.00
9.03	Inlet Protection Device, Maintenance	EA	4.00	\$100.00	\$400.00	\$50.00	\$200.00	\$210.00	\$840.00	\$63.00	\$252.00
Division 11 Miscellaneous											
11.01	Construction Survey	LS	1.00	\$5,000.00	\$5,000.00	\$4,375.00	\$4,375.00	\$10,920.00	\$10,920.00	\$4,600.00	\$4,600.00
11.02	Mobilization	LS	1.00	\$100,000.00	\$100,000.00	\$46,000.00	\$46,000.00	\$63,700.00	\$63,700.00	\$30,000.00	\$30,000.00
11.03	Concrete Washout	LS	1.00	\$3,000.00	\$3,000.00	\$1,500.00	\$1,500.00	\$1,500.00	\$1,500.00	\$3,900.00	\$3,900.00
TOTAL PROJECT CONSTRUCTION COSTS					\$891,678.30		\$692,338.61		\$718,792.21		\$732,590.10



I hereby certify that this is a true and correct tabulation of the bids received on March 18th, 2024 for the F and G Avenue Street Rehabilitation Project in Nevada, Iowa and that I am duly licensed Professional Engineer under the laws of the State of Iowa.

Scott H. Kruse, P.E.
 No. 18398
 My license renewal date is December 31, 2024
 Pages covered by this seal. All Pages

Erin Mousel

From: Scott Kruse <skruse@whks.com>
Sent: Wednesday, March 20, 2024 9:16 AM
To: Kerin Wright; Erin Mousel
Cc: Derek Thomas; Noah Collins
Subject: Bid Tab
Attachments: Nevada Mill and Fill-BidTab -Signed.pdf

CAUTION: This email originated from outside your organization. Exercise caution when opening attachments or clicking links, especially from unknown senders.

Erin,

Attached is the Bid Tab for the F Ave and G Ave Street Rehabilitation Project.

WHKS recommends awarding the project to the Low Bidder:
InRoads
4761 NE 20th Lane
Des Moines, Iowa 50313

I will be dropping off the bidding documents later today.

Let me know if you need anything else or have any questions or concerns.

Scott H. Kruse, P.E.
Direct: 515-450-5367 | Office: 515-663-9997
www.whks.com



Click [here](#) to subscribe to our newsletter.



MINUTES OF MEETING TO AWARD
CONTRACTS

420131-104

Nevada, Iowa

March 25, 2024

The City Council of the City of Nevada, Iowa, met on March 25, 2024, at 6:15 o'clock p.m., at the City Council Chambers, in the City, pursuant to adjournment and the rules of this Council.

The Mayor presided and the roll was called showing the following members of the Council present and absent:

Present: _

Absent: _

The City Council further considered proposals received for the proposed F Ave & G Ave Street Rehabilitation Project and embodied its findings in the resolution next hereinafter referred to.

Council Member _ introduced the resolution next hereinafter set out, and moved that the said resolution be adopted; seconded by Council Member _; and after due consideration thereof by the City Council, the Mayor put the question upon the motion and the roll being called, the following named Council Members voted:

Ayes: _

Nays: _

Whereupon, the Mayor declared the said motion duly carried and the said resolution duly adopted.

RESOLUTION NO. 062 (2023/2024)

Resolution awarding contract for the F Ave & G Ave Street Rehabilitation Project

WHEREAS, pursuant to notice duly posted in the manner and form prescribed by resolution of the City Council of the City of Nevada, Iowa, and as required by law, bids and proposals were received by this Council for the F Ave & G Ave Street Rehabilitation Project (the "Project"); and

WHEREAS, all of the said bids and proposals have been carefully considered, and it is necessary and advisable that provision be made for the award of the contracts for the Project;

NOW, THEREFORE, Be It Resolved by the City Council of the City of Nevada, Iowa, as follows:

Section 1. The bids for the Project submitted by the following contractors are fully responsive to the plans and specifications for the Project, are heretofore approved by the City Council, and are the lowest responsible bids received, such bids being as follows:

<u>Name and Address of Contractor</u>	<u>Amount of Bid</u>
<u>InRoads LLC</u>	\$692,338.61
<u>4761 NE 20th Lane</u>	
<u>Des Moines, Iowa 50313</u>	

Section 2. The contracts for the Project are hereby awarded to such contractors at the total estimated costs set out above, the final settlement to be made on the basis of the unit prices therein set out and the actual final quantities of each class of materials furnished, the said contracts to be subject to the terms of the aforementioned resolution, the notice of hearing and letting, the plans and specifications and the terms of the bidders' written proposals.

Section 3. The Mayor and City Clerk are hereby authorized and ordered to enter into a written contract with each of the said contractors for the Project, but only after each contractor submits the performance and/or payment bonds which are required by the contract documents, and after the Project Engineers submit a written determination that such surety bonds and the other contract documents are satisfactory. No additional City Council action shall be required to approve the executed contracts or surety bonds.

Section 4. The amount of each contractor's performance and/or payment bonds is hereby fixed and determined to be 100% of the amount of the contract.

Section 5. All resolutions or parts of resolutions in conflict herewith are hereby repealed to the extent of such conflict.

Passed and approved March 25, 2024.

Brett Barker, Mayor

Attest:

Kerin Wright, City Clerk

• • • •

On motion and vote, the meeting adjourned.

Brett Barker, Mayor

Attest:

Kerin Wright, City Clerk

ATTESTATION CERTIFICATE:

STATE OF IOWA
COUNTY OF STORY
CITY OF NEVADA

SS:

I, the undersigned, City Clerk of the City of Nevada, Iowa, hereby certify that the attached is a true, correct and complete transcript of the proceedings had and action taken by the City Council up to the present time in connection with the F Ave & G Ave Street Rehabilitation Project, including a true, correct and complete copy of the resolutions referred to in such minutes.

WITNESS MY HAND this ____ day of _____, 2024.

Kerin Wright, City Clerk

LOCALiQ

Ames Tribune

PO Box 631851 Cincinnati, OH 45263-1851

PROOF OF PUBLICATION

CITY CLERK'S OFFICE
City Of Nevada
1209 6Th ST

Nevada IA 50201-1536

STATE OF WISCONSIN, COUNTY OF BROWN

The Nevada Journal, a weekly newspaper printed and published at Ames, Story County, Iowa, and personal knowledge of the facts herein state and that the notice hereto annexed was Published in said newspaper in the issues dated:

03/14/2024

and that the fees charged are legal.

Sworn to and subscribed before on 03/14/2024

Legal Clerk

Notary, State of WI, County of Brown

My commission expires

Publication Cost:	\$33.60	
Order No:	9909085	# of Copies:
Customer No:	842186	0
PO #:	LLOW0068280	

THIS IS NOT AN INVOICE!

Please do not use this form for payment remittance.

AMY KOKOTT
Notary Public
State of Wisconsin

NOTICE OF PUBLIC HEARING ON PROPOSED PLANS AND SPECIFICATIONS, FORM OF CONTRACT AND ESTIMATE OF COST FOR THE FAVE & G AVE STREET REHABILITATION PROJECT NEVADA, IOWA
Notice is Hereby Given: That at 6:15 PM, at the Council Chambers, City Hall, 1209 6th Street, Nevada, IA 50201 on March 25, 2024, the City Council of the City of Nevada, Iowa (The "City") will hold a public hearing on the proposed plans and specifications, form of contract and estimate of cost (the "Contract Documents") for the proposed F Ave & G Ave Street Rehabilitation Project (the "Project").

The Project shall consist of:
The extent of the work involved is the furnishing of labor and new materials for the construction of Removal and Replacement of Curb & Gutter, HMA patching and HMA overlay from 6th Street to 10th Street on F Avenue and G Avenue, includes, but not limited to the following: all labor, materials and equipment necessary for Curb & Gutter, HMA patching, Hot Mix Asphalt overlay, associated sidewalk improvements, testing, mobilization, traffic control, and miscellaneous work including cleanup in accordance with the contract documents. Specific project location along with the kind and approximate quantity of materials to be used shall be as set forth in the Plans and Specifications.

A copy of the proposed Contract Documents is on file for public inspection in the office of the City Clerk.

At said hearing any interested person may file written objections or present oral comments with respect to the subject matter of the hearing.

Kerin Wright
City Clerk
March 14 2024
L10W0068280